



Counselor Preparation Comprehensive

**EXAMINATION**<sup>TM</sup>



## The Counselor Preparation Comprehensive Examination (CPCE)

As a counselor educator, how do you evaluate your counseling program? How do you assess your students' readiness to enter the counseling profession?

The Counselor Preparation Comprehensive Examination (CPCE) is an evaluation tool that assesses students' competence of foundational, counseling-related knowledge. The CPCE is designed to assess students who have completed graduate-level courses; courses that are grounded primarily in a counseling curriculum.


Because of the depth and breadth of the tool to evaluate an individual's academic training, the CPCE parallels the nationally recognized standards published by the Council for Accreditation of Counseling and Related Educational Programs (CACREP).

The CPCE is widely used to assess counseling curriculum strengths and opportunities for improvement. CPCE scores are reported based on the core areas of the Council for Accreditation of Counseling & Related Educational Programs (CACREP) to help students study and prepare for the National Counselor Examination (NCE).

“ It is a standardized exam that has **recognition and merit** in the [profession] of counseling.

Norma Day Vines, Ph.D., DCC  
Professor of Counseling and Human Services  
at Johns Hopkins University





The Center for Credentialing & Education (CCE), an affiliate of the National Board for Certified Counselors, is a pioneer in the field of assessments and examinations and developed the CPCE in 1997 to fill a void. Today more than 400 counseling programs use the CPCE annually.

## The Exam

The CPCE covers the eight Council for the Accreditation of Counseling & Related Educational Programs (CACREP) common-core areas as defined by their Standards for Preparation:

- *Assessment and Testing*
- *Career Development*
- *Counseling and Helping Relationships*
- *Group Counseling and Group Work*
- *Human Growth and Development*
- *Professional Counseling Orientation and Ethical Practice*
- *Research and Program Evaluation*
- *Social and Cultural Diversity*

The eight core areas serve as the primary theoretical basis for the examination and are linked to industry professional standards.



## CPCE Schools \*

**72%** have used it for **five years** or more

**71%** agree that the CPCE has made their counseling programs **stronger**

**59%** use the examination to **evaluate** their counseling program

**58%** use it to assess student's **mastery** of counseling skills

*\* Gathered from 2015 marketing research survey of CPCE schools.*

## Examination Options

University and college counseling programs have the option to offer the CPCE as:

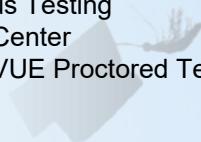

- Anywhere Proctored Browser (APB): University Campus Testing
- Computer Based Testing (CBT): Person VUE Testing Center
- Web-Based Administration (OnVUE): Online Pearson VUE Proctored Test


## Cost

The examination cost per student is **\$75** for APB testing and **\$150** for CBT and OnVue testing. Exam candidates are responsible for all costs of the examination administration, unless specified by the university or college programs that use Pearson VUE vouchers.

## How to Order


To learn more about the CPCE or for information about ordering the exam, visit [www.cce-global.org](http://www.cce-global.org), email us at [cpce@cce-global.org](mailto:cpce@cce-global.org) or call +1 336.482.2852.



A blue banner at the top of the page features silhouettes of graduation caps falling from the top edge.

“ The exam gives us **quality feedback** about our program. If we have one category where students aren't doing well, we can revisit the course material to explore why we may be weak in that category consistently across groups.

Stephen Sharp, Ph.D., NCC, ACS, HS-BCP and former associate dean for the College of Social Sciences at the University of Phoenix





CENTER FOR  
CREDENTIALING  
& EDUCATION™

*an affiliate of the National Board for Certified Counselors.*

3 Terrace Way  
Greensboro, NC 27403

T: +1.336.482.2856

E: [cce@cce-global.org](mailto:cce@cce-global.org)

*Find CCE on:*



**Linked** 